




Carro Cadena Manual 1 Ton Antiexplosion

Características Esenciales

- 3 Años de Garantía, Servicio y Atención al Cliente en Mexico



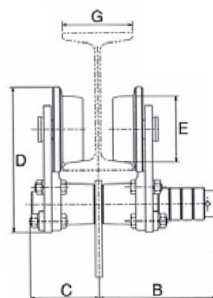
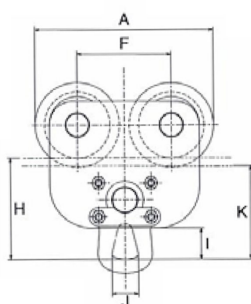
Copyright: The pictures contained in this site belong to Prowinch LLC and are protected by copyright under national and international law. This information may not be reproduced, adapted or modified without the written consent of Prowinch LLC. The use of these images and texts implies that you should mention Prowinch LLC as owner. By consulting this site or downloading any information you agree to these conditions.

Especificaciones Técnicas

Prueba de Carga	150% [Rated Load / Capacidad Nominal]	Normas	ASME B30.17 / ATEX Directive
------------------------	---------------------------------------	---------------	------------------------------

Garantía 3 Year

Capacity / Capacidad	A	B	C	D	E	F	H	I	J	K
1102 lb / 0.5 t	7.50 in / 191 mm	5.0 in / 127 mm	2.9 in / 74 mm	6.1 in / 155 mm	2.7 in / 69 mm	3.9 in / 99 mm	4.2 in / 107 mm	1.3 in / 33 mm	1.1 in / 33 mm	3.9 in / 99 mm
2204 lb / 1 t	8.70 in / 221 mm	5.0 in / 127 mm	2.9 in / 74 mm	6.7 in / 170 mm	3.1 in / 79 mm	4.5 in / 114 mm	4.4 in / 112 mm	1.2 in / 30 mm	1.1 in / 28 mm	4.0 in / 102 mm
3527 lb / 1.5 t	10.2 in / 262 mm	5.6 in / 142 mm	3.7 in / 94 mm	8.1 in / 206 mm	3.8 in / 97 mm	5.3 in / 135 mm	5.9 in / 150 mm	2.0 in / 51 mm	1.5 in / 38 mm	5.5 in / 140 mm
4409 lb / 2 t	10.2 in / 260 mm	5.6 in / 142 mm	3.7 in / 94 mm	8.1 in / 206 mm	3.8 in / 97 mm	5.3 in / 135 mm	5.9 in / 150 mm	2.1 in / 53 mm	1.5 in / 38 mm	5.5 in / 140 mm
6944 lb / 3 t	11.3 in / 287 mm	5.7 in / 145 mm	3.8 in / 97 mm	9.4 in / 239 mm	4.5 in / 114 mm	5.9 in / 150 mm	7.1 in / 180 mm	2.5 in / 64 mm	1.9 in / 48 mm	6.6 in / 168 mm
11023 lb / 5 t	12.9 in / 328 mm	6.5 in / 165 mm	4.9 in / 124 mm	11.4 in / 290 mm	4.9 in / 124 mm	6.6 in / 167 mm	8.7 in / 221 mm	2.9 in / 74 mm	2.3 in / 58 mm	8.2 in / 208 mm
17636 lb / 8 t	17.0 in / 432 mm	6.5 in / 165 mm	7.0 in / 178 mm	13.0 in / 330 mm	6.2 in / 157 mm	8.6 in / 218 mm	9.6 in / 243 mm	3.9 in / 99 mm	3.1 in / 79 mm	9.1 in / 231 mm
22046 lb / 10 t	17.0 in / 432 mm	7 in / 178 mm		13.0 in / 330 mm	6.2 in / 157 mm	8.6 in / 218 mm	9.6 in / 243 mm	3.9 in / 99 mm	3.1 in / 79 mm	9.1 in / 231 mm
33069 lb / 15 t	22.8 in / 579 mm	9 in / 229 mm		18.2 in / 462 mm	7.7 in / 196 mm	11.6 in / 295 mm	10.7 in / 272 mm	3.3 in / 84 mm	3.7 in / 94 mm	9.7 in / 246 mm
44092 lb / 20 t	22.8 in / 579 mm	9 in / 229 mm		18.2 in / 462 mm	7.7 in / 196 mm	11.6 in / 295 mm	10.7 in / 272 mm	3.3 in / 84 mm	3.7 in / 94 mm	9.7 in / 246 mm



Referential Images

Detalles del Empaque

H Altura Muerta

12.52

Referential Images / Imágenes Referenciales

Specifications may change without notice / las especificaciones pueden cambiar sin previo aviso